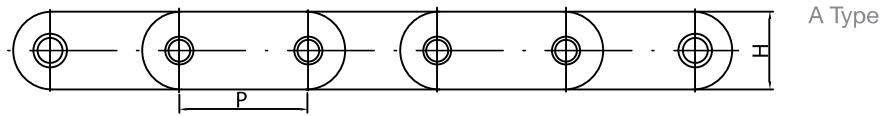
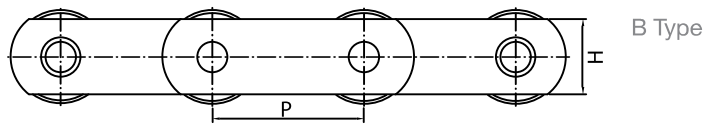
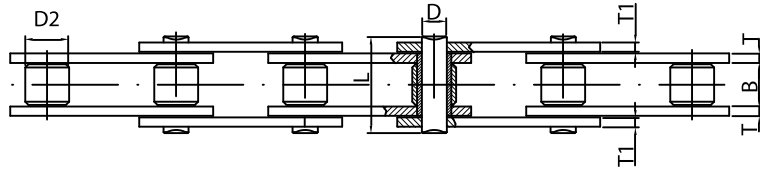


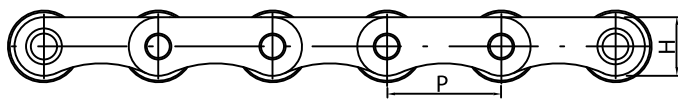
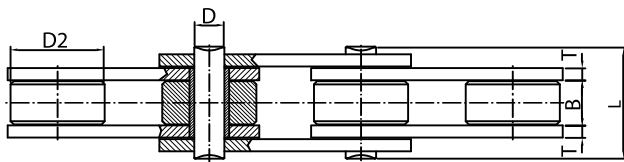
Non standard stainless steel conveyor chains



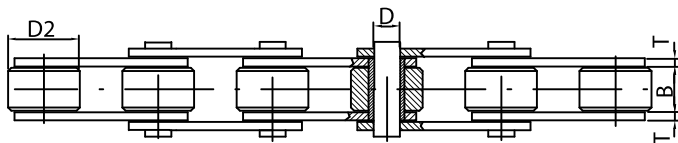
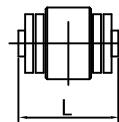
A Type



B Type



C Type

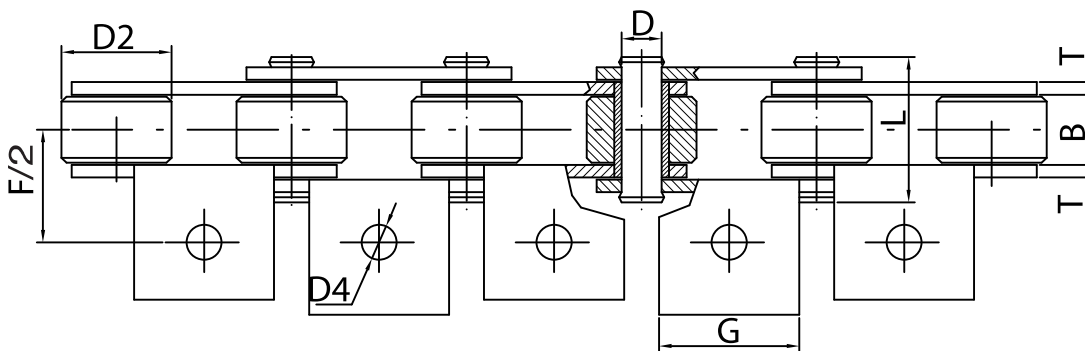
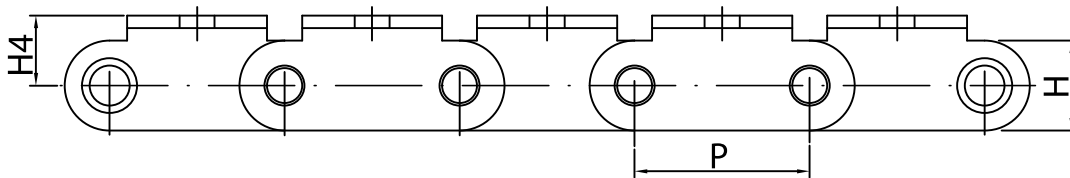


Conveyor chains

Yuk reference	Pitch	Inner width	Roller diameter	Plates		Pins		Breaking load	Type
				width	thickness	diameter	length		
				P	B min	D2	H	T/T1	
	mm	mm	mm	mm	mm	mm	mm	KN	
70200LI001*	20	16	12	18	3	8	33	23,1	A
70254LI000	25,4	8	16	16	2	6	21	17,6	B
70350LI000**	35	14	22	18	2,5	8	29	19,3	B
70350LI003	35	16	14	18	2,5	8	31	19,3	A
70350LI004	35	14	14	18	2,5	8	29	19,3	A
70350LI005	35	16	20	18	2,5	8	29	19,3	B
70350LI008	35	15	22	19,5	2,5	8	29	23,4	C
70413LI000**	41,3	14	30	24	3	8	31	33	B
70413LI002	41,3	10	16	22	3	9	27	33	A
70413LI003	41,3	16	16	22	3	9	33	33	A
70414LI001	41,4	22,23	17,9	20	3,4/2,7	8,22	39,3	33	A
70500LI002	50	15	30	25	4	10	36	48,4	B
70500LI003	50	12	25	20	3	7,9	28	29,7	B
70600LI000	60	14	30	25	3	8	31	33	B
70600LI001	60	14	32	25	3	8	31	33	B
70630LI000**	63	16	25	19	3	8	33	26,4	B

* Fixed bush chain ** Available with POM roller

Non standard stainless steel conveyor chains

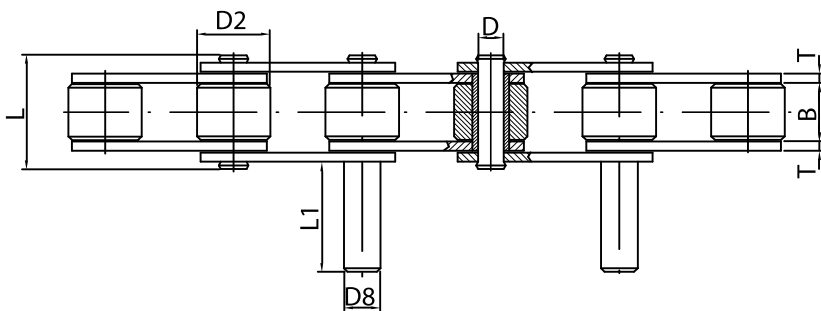
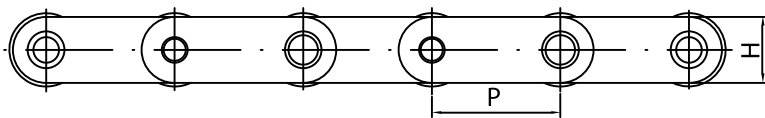


Conveyor chains with attachments

Yuk reference	Pitch P	Inner width B min	Roller diameter D2	Plates		Pins		Attachments						Breaking load Q min KN
				width H	thickness T	diameter D	length L max	width G	height H4	Distance of hole F/2	N° Holes	hole diameter D4	Pitches between attachments	
				mm	mm	mm	mm	mm	mm	mm		mm		
70350AI006*	35	14	22	18	2,5	8	29	24	14	22,5	1	7	4	19,3
70350AI008*	35	14	22	18	2,5	8	29	24	14	22,5	1	7	2	19,3
70350AI010*	35	14	22	18	2,5	8	29	24	14	22,5	1	7	1	19,3
70413AI008*	41,3	14	30	24	3	8	31	30	18	35,5	1	8,5	4	33,2
70413AI010*	41,3	14	30	24	3	8	31	30	18	35,5	1	8,5	2	33,2
70413AI012*	41,3	14	30	24	3	8	31	30	18	35,5	1	8,5	1	33,2
70700AI000	70	14	30	20	3	8	31	60	13,75	29,5	1	10	6	30

* Available with POM roller

Non standard stainless steel conveyor chains



T/P - Extended pin on every pitches
C/2 - Extended pin on every 2 pitches
For other measures upon request

Conveyor chains with extended pins

Yuk reference	Pitch P	Inner width		Roller diameter D2	Plates		Pins		Extended pin		Breaking load Q min KN	Type
		B min	mm		width H	thickness T	Diameter D	length L max	diameter D8	length L1		
70350PI000	35	16	mm	20	18	2,5	8	31	10	30	19,3	C/2
70350PI002	35	16	mm	20	18	2,5	8	-	10	30	19,3	T/P
70350PI003	35	10	mm	20	18	2,5	8	26	10	30	19,3	C/2
70413PI000	41,3	10	mm	25	22	3	9	27	12	30	33	C/2
70413PI001	41,3	16	mm	16	22	3	9	33	12	40	33	C/2
70500PI000	50	12	mm	15	15	2,5	7	-	10	40	13,8	T/P
70750PI000	75	11	mm	25	20	3	8	-	12	30	29,7	T/P